

Exploring

(Write the name of your site)

This worksheet will help you explore and document the sights, sounds, experiences, and stories of the place.

Complete and tick at least three of these exploration clouds!

☐ Exploration #1: A Day in my Life

Make a list of things you do on a normal day. Make a similar list for a child, a village elder, woman, or other people from your site.

☐ Exploration #2: Sensory Map

Take a walk in your site and document the sounds, sights, smells, and feelings you encounter. Make a map of the place using this sensory list.

☐ Exploration #4: Plants at Home

What are some plants we eat and use to make household materials? Collect, name, and label the leaves of these plants with their uses!

☐ Exploration #5: Favourite Spots

Ask 5 people of different age groups, "Take me to your favourite place." Make a list of these places and their maps, and document the reasons why they are favourites!

☐ Exploration #3: Animal adventures

Ask 3 elders from the community about their "adventures" with wild animals in the forest or fields. Record their stories and experiences.

☐ Exploration #8: Childhood Memories

Start a conversation with 3 senior members of the place with, "Your childhood must have been so different..." Record their stories and experiences.

☐ Exploration #6: Season wheel

Create a wheel of the seasons of your place: How many seasons are there? How does the landscape and biodiversity change? Which crops are grown and harvested, and when?

☐ Exploration #7: Life in the Village

Choose a generally happening spot in the village, like the village centre, community space, or public ground, and spend at least two hours there. Make a creative map and sketch-notes of everything that happens there.

☐ Exploration #9: Document Nature Proverbs

Try to recollect every proverb or story you have heard from the place that refers to animals, plants, insects, or landscapes. Collect and document more as you come across them!

☐ Exploration #10: Go on a Photo-walk

Take a walk around your site with a photography device (camera, phone, etc.). Take photos of everything you find interesting and create a collage of your pictures!

Exploration #1

A day in my life!

Also portray the daily lives of at least 3 other people in the village.

Get creative and paste materials, sketch activities, and write things people said during the day!

Place profile worksheet

Exploration #2

Sensory map

Things I

See

Smell


Touch

Hear

Taste

.....
.....
.....
.....
.....

Animal adventures!



Write people's recollections, memories, experiences, and adventures about wild animals in the forest or fields!

Plants at home

Local name

This is how it looks:

This is how and why we use it:

Our favourite spots

Name

What is their favourite spot?

Why is it their favourite spot?

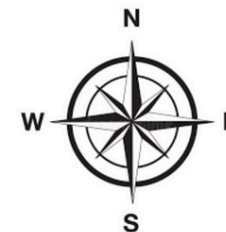
Exploration #6

Write, paste, or sketch to make a season wheel of your place!
Add months in local names or other parts of the year on your own.




Exploration #7

Life in the village



Sketch and doodle what happens in your chosen spot or create a map!

Childhood memories



Record people's experiences, memories, experiences, jokes, and lessons from their childhood!

Document nature proverbs



Here is a photo-collage of our place!

You can also make sketchnotes or paste materials to create this collage.

This worksheet was created as part of the **Changlangshu Place-based Nature Education Project**, an initiative under Canopy Collective, the Changlangshu Biodiversity Management Committee, and The Green Hub Project.

The following worksheets, for grassroots nature education practitioners, are also available:

Mapping Partners Worksheet

Activity Design Worksheet

Feedback Documentation Worksheet

Program Review Worksheet

Download ***Rooted in Place: Insights on ground-up nature education from Changlangshu, Nagaland*** for more information about the program.

Visit canopycollective.in for more.

